



1861 Lounge Chair  
W 28½" D 29½" H 32" SH 18½" AH 24½"

## Open Arm Lounge

Lounge seating that is sophisticated, yet practical; elegant, yet functional; all evolved from a common sense approach to seating. And defining this beautifully simple idea is a marriage of select hardwoods and a rigid steel understructure yielding a hybrid construction for seating of uncompromising value and service.



1871 Lounge Chair / Urethane Arms  
W 28½" D 29½" H 32" SH 18½" AH 24½"



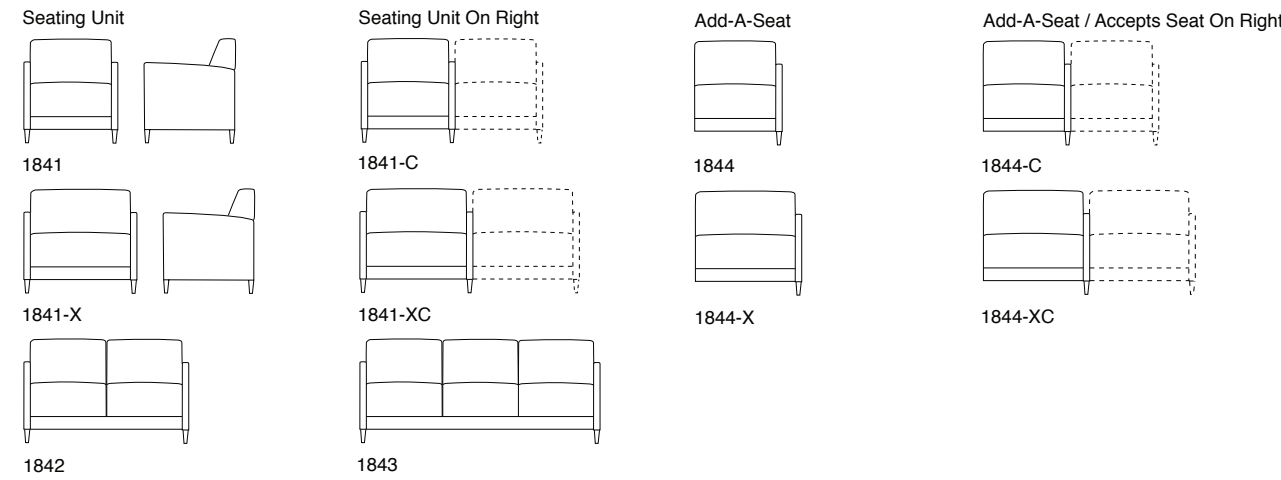
Tandem Group:  
1861-C / 1864



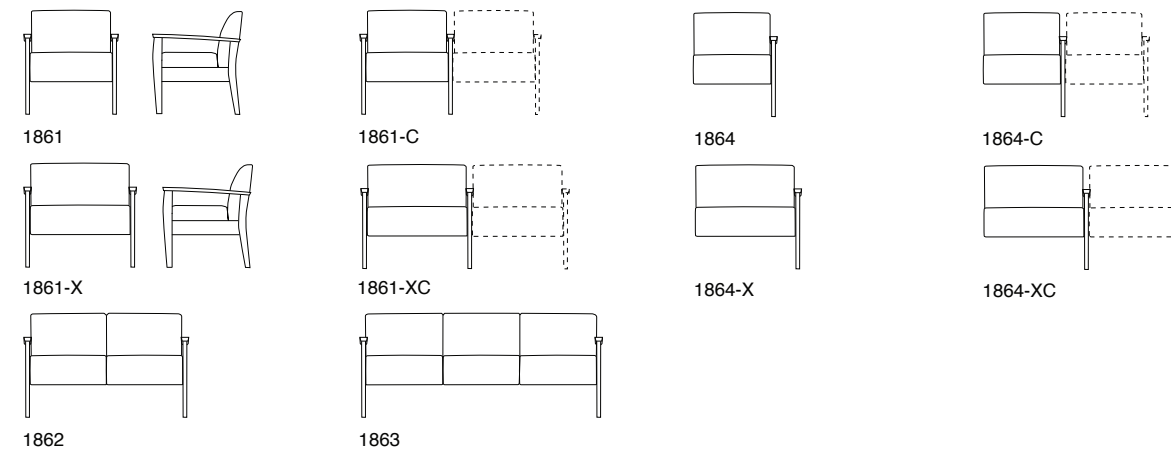
1862 Two Place Sofa  
W 52½" D 29½" H 32" SH 18½" AH 24½"  
\*Shown With Optional Closed Arm Panels

## PRODUCT STYLES:

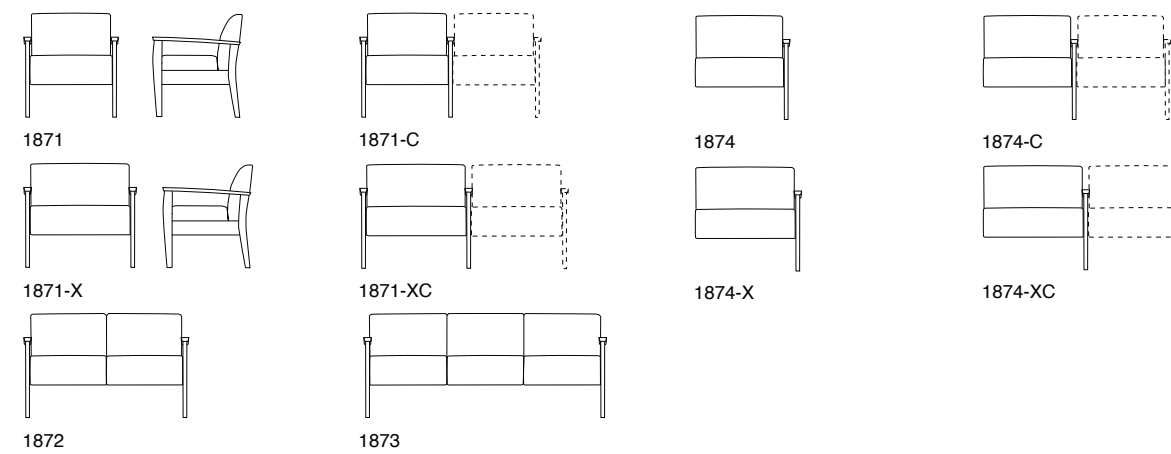
**Upholstered Arms** (Available Options Include Solid Wood / Urethane Arm Caps, Casters, Power / Data Modules, Tablet Arm, and Aluminum Legs)



**Wood Cap Arms** (Available Options Include Closed Arm Panels)



**Urethane Arms** (Available Options Include Closed Arm Panels)



The Evolve Collection is expertly developed, from strikingly simple to elegantly complex, providing the perfect selection for any interior. Arm choices include exposed solid wood, rigid urethane, or fully upholstered styles coupled with a generous seating surface to provide uncompromising comfort. Engineered as part of the Facelift family of sustainable products, Revival models are backed with a Lifetime Warranty to assure uncommonly lasting value.



T R I N I T Y

P.O. Box 150  
Trinity, NC 27370  
T 336.472.6660 F 336.475.0037 TF 855.311.6660  
sales@trinityfurniture.com www.trinityfurniture.com

16228CEP

FACELIFT<sup>3</sup> Evolve

LOUNGE / GUEST / TANDEM / TABLES



1841 Lounge Chair  
W 28" D 29" H 31½" SH 18½" AH 24½"  
\*Shown With Optional Wood Arm Caps

T R I N I T Y

# FACELIFT<sup>3</sup> Evolve

## Upholstered Arm Lounge

*Appropriately proportioned and expertly crafted, Evolve is ideally suited for the demanding high-performance healthcare and institutional environments. The collection includes a full complement of individual or tandem seating and table configurations ingeniously engineered as part of the Facelift family of sustainable products.*



1841 Lounge Chair  
W 28" D 29" H 31½" SH 18½" AH 24½"



*With minimal effort and without upholstering skills, the upholstery of the arm, seat, back, outside back, and the entirety of the frame components can be replaced and serviced. A separately applied antimicrobial moisture barrier protects all cushioning from contamination. Traditional cleaning services can perform all the necessary maintenance.*



1841-X Bariatric Lounge Chair  
W 34" D 29" H 31½" SH 18½" AH 24½"  
*\*Shown With Optional Urethane Arm Caps  
And Flip-Out Power / Data Module*



1842 Two Place Sofa  
W 52" D 29" H 31½" SH 18½" AH 24½"



1843 Three Place Sofa  
W 76" D 29" H 31½" SH 18½" AH 24½"  
*\*Shown With Optional Wood Arm Caps*

## Tandem Lounge

*With a contemporary and highly adaptable design, Evolve Lounge seating elegantly balances the essentials of style, comfort and common sense design. Appropriately named, Evolve provides a broad selection of seating solutions to guarantee a consistent visual experience throughout any facility.*



Tandem Group:  
1841-C / 1844  
*\*Shown With Optional Tablet Arm  
And Aluminum Tapered Legs*



Tandem Group:  
1841-C / 1844-XC / 1844